

BLACK COUNTRY CUSTOMS™

HANDCRAFTED IN THE UK



THE 85

INTRODUCTION

The Black Country Customs range of BASS pedals are born out of the desire to achieve the best BASS tone possible.

The result of hours of dedicated testing and listening, each Black Country Customs pedal is built using the highest quality components and engineered to last a lifetime on your board.

WHAT IS “THE 85”

The 85 is an octave pedal offering studio quality pitch tracking and sound.

The 85 gives you independent control of an Octave down and an additional switchable “Interval” control, allowing for an extra octave up, 2 octaves down or a perfect 5th above your original note. The FOCUS control used in conjunction with the two pitch controls allows you to fine tune the character of octave and interval ranging from classic funky subs to massive synth-like chords.

FEATURES

Each of the BCC pedals have been designed to incorporate features that really matter: -

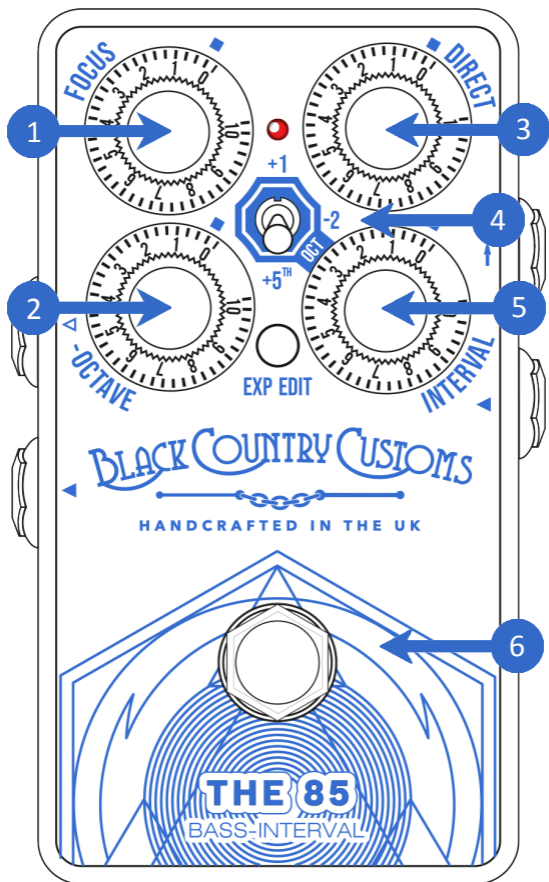
- Transparent fully buffered operation at all times.
- Super high output drive provides an excellent interface between bass guitar and effects pedals/amp.
- Much reduced cable loss.
- Consistent bass guitar volume performance at all settings.
- Signal phase integrity.
- Excellent consistent load for passive Volume pedals.
- Ultra-low noise circuitry.
- Tri-coloured LED showing mode of operation.
- Silent switching.

LAYOUT

The layout of your pedal has been ergonomically designed by players, for players, to give you control over all the features you need, quickly and effectively.

The following pages will give you an insight into how the controls on the The 85 work and interact with each other.

FEATURES



CONTROLS

1 FOCUS

Changes the “Focus” of the two pitch shifters. Lower settings will remove higher harmonics, this will give a more dark and subby timbre. Higher settings add more harmonics giving a fuller more synth like timbre.

2 - OCTAVE

Control for the -1 Octave down level.

3 DIRECT

Level control for the direct (unaffected) signal.

4 INTERVAL SWITCH

Selects the interval pitch in semitones.

UP	- +12 (+1 Octave Up)
MID	- -24 (-2 Octaves Down)
DOWN	- +7 (+5th Up)

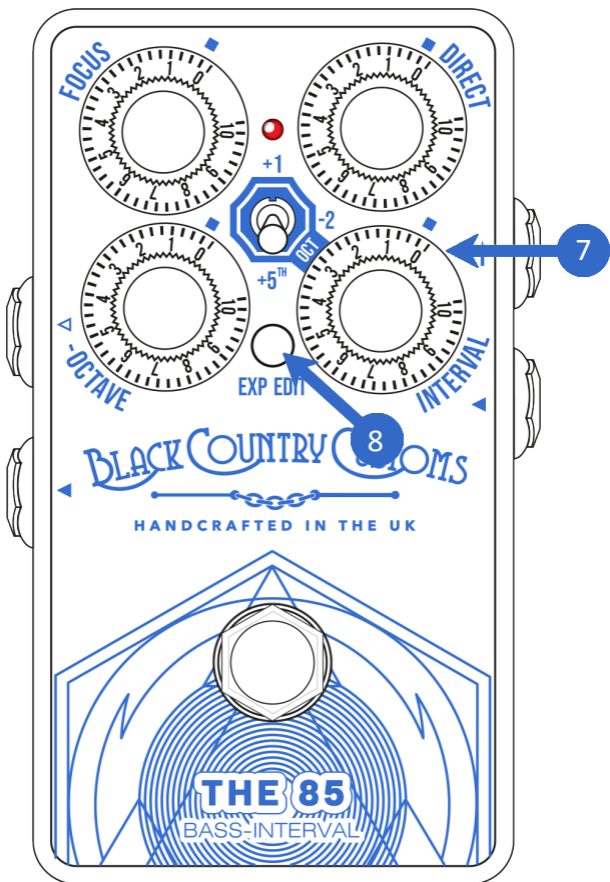
5 INTERVAL

Control for the current interval pitch level. The interval is determined by the mode switch 4.

6 FOOTSWITCH

Enables / Disables the pedal.

FEATURES



CONTROLS

7 EXPRESSION PEDAL

Input for an expression pedal. 10K TRS style needed.

8 An expression pedal can be used in two different modes.

Pitch Mode – The expression pedal controls the pitch of either the –OCTAVE or INTERVAL or both.

Level Mode – The expression pedal controls the level of either the –OCTAVE or INTERVAL or both.

EXP EDIT - Changes the expression pedal input mode. (See above).

To change the mode, hold down the EXP EDIT (8) button and move the INTERVAL SWITCH (4)

Interval switch UP - PITCH MODE

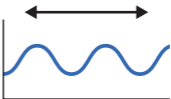
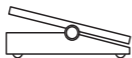
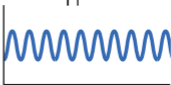
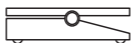
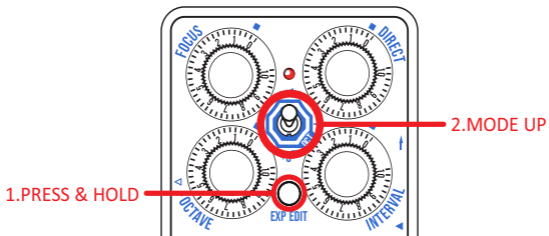
Interval switch MID - NOTHING

Interval switch DOWN - LEVEL MODE

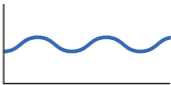
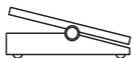
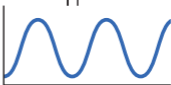
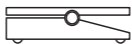
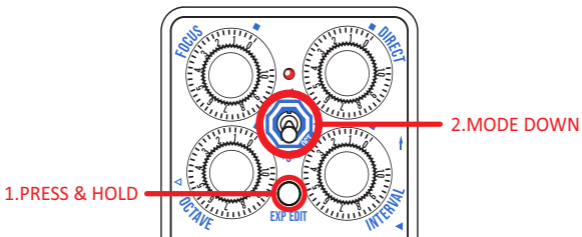
See following diagrams.

FEATURES

PITCH MODE




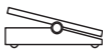
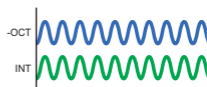

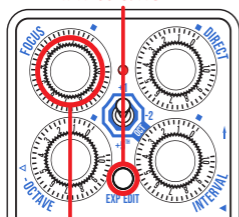
LEVEL MODE



FEATURES

DUAL CONTROL (-OCTAVE & INTERVAL)

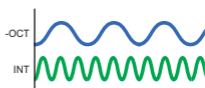
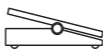
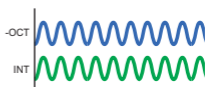

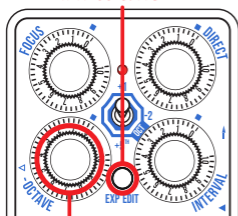
1. PRESS & HOLD



2. TURN FOCUS

-OCTAVE CONTROL

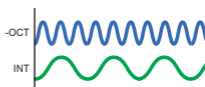
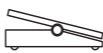
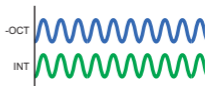
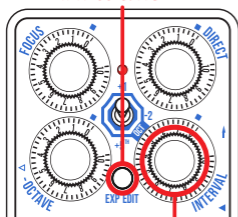
1. PRESS & HOLD



2. TURN -OCTAVE

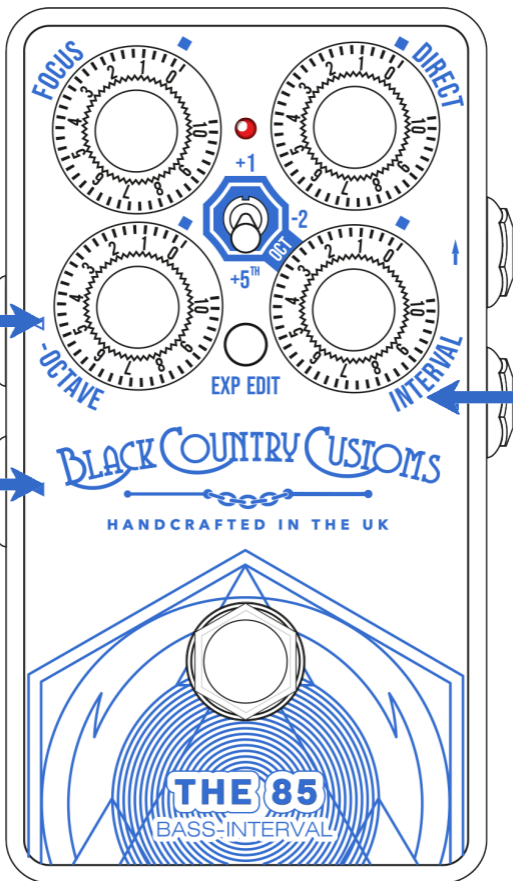
INTERVAL CONTROL

1. PRESS & HOLD



2. TURN INTERVAL

FEATURES



CONTROLS

9 SIGNAL INPUT

Bass / Guitar / Instrument input.
Optimized for bass guitar but can accept other instruments.

10 DIRECT/DRY

Direct Dry “Buffered” signal output with no effects / level shift.

11 FX OUTPUT

The main FX Output (this is a mono device).

FACTORY RESET

The expression edit settings are stored on the on-board memory, so once set there is no need to set them again on power cycle. Though if required it is possible reset the pedal back to factory defaults

In order to initiate a factory reset, press and Hold the EXP EDIT button when powering on the pedal and this will reset the pedal back to its factory shipped status.

SPECIFICATIONS

Model : The 85

FX Type : BASS OCTAVE

Input Impedance : $1M\Omega$

Output Impedance : 100Ω

Noise Level (20-20KHz Filter) : $<50\mu V$

Frequency Response Bypassed : 20-20KHz (+/- 0.5dB)

Recommended Minimum Load Impedance : $10K\Omega$

Power Supply : Regulated 9V DC PSU (Not Included),
centre negative, 2.1x10mm connector type

Current Consumption : 90mA

Unit Dimensions : 58.5 x 74 x 121.55mm,
2.3" x 2.9" x 4.8"

Net Weight : 0.38Kg, 0.8lbs

Carton dimensions : 78.5 x 114.5 a 158mm,
3.1" x 4.5" x 6.2"

Gross Weight : 0.6Kg, 1.3lbs



This device complies with Part 15 of the FCC rules.

Operation is subject to the following two conditions:

- 1) This device may not cause harmful interference
- 2) This device must accept any interference received, that may cause undesired operation.

Warning: Changes or modification to the equipment not approved by Laney can void the user's authority to use the equipment.

Note: This equipment has been tested and found to comply with the limits for Class B digital device, pursuant to Part 15 of the FCC Rules. These limits are designed to provide reasonable protection against harmful interference in a residential installation. This equipment generates, uses and can radiate radio frequency energy and if not installed and used in accordance with the instructions, may cause harmful interference to radio communications. However, there is no guarantee that interference will not occur in a particular installation. If this equipment does cause harmful interference to radio or television reception, which can be determined by turning the equipment off and on, the user is encouraged to try and correct the interference by one or more of the following measures.

Reorient or relocate the receiving antenna.

Increase the separation between the equipment and receiver.

Connect the equipment into an outlet on a circuit different from that to which the receiver is connected.

Consult the dealer or an experienced radio/TV technician for help.



This product conforms to the requirements of the following European Regulations, Directives & Rules:

CE Mark (93/68/EEC), Low Voltage 2014/35/EU, EMC (2014/30/EU), RoHS (2011/65/EU), RED (2014/30/EU), ErP 2009/125/EU



In order to reduce environmental damage, at the end of its useful life, this product must not be disposed of along with normal household waste to landfill sites. It must be taken to an approved recycling centre according to the recommendations of the WEEE (Waste Electrical and Electronic Equipment) directive applicable in your country.

SIMPLIFIED EU DECLARATION OF CONFORMITY

Hereby, Laney Electronics Ltd. declares that the radio equipment is in compliance with Directives 2014/53/EU, 2011/65/EU, 2009/125/EU

Full text of the EU declaration of conformity is available at the following internet address:

support.laney.co.uk/approvals

NOTES

NOTES

BLACK COUNTRY CUSTOMS™



HANDCRAFTED IN THE UK